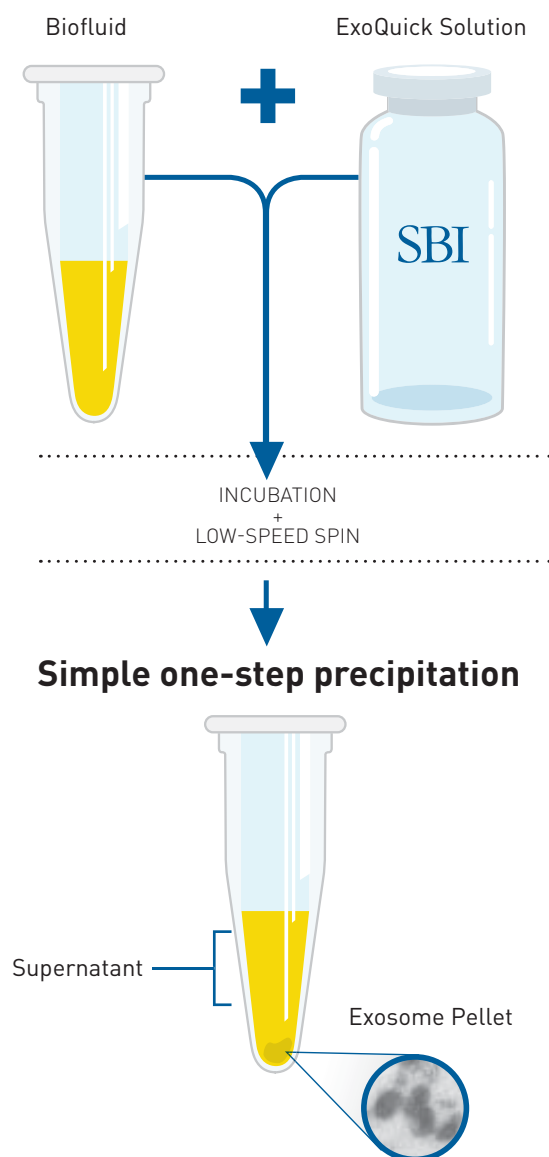


With a variety of options to choose from, **SBI accelerates exosome isolation** with products that enable fast, multiplexed exosome enrichment from a wide range of biofluids.

SALIVA¹ / URINE² / FOLLICULAR FLUID³ / PLASMA⁴ / SERUM⁵ / TISSUE CULTURE MEDIA⁶ / BREAST MILK⁷ / ASCITES FLUID⁸ / MORE



ExoQuick Family


The ExoQuick portfolio of products originated with the ExoQuick[®] and ExoQuick-TC[®] isolation kits that enable high-throughput, high-yield exosome isolation. Using these unique, polymer-based reagents, exosomal vesicles are gently and reliably precipitated from solution. Compatible with virtually any biofluid (such as serum, plasma, tissue culture media, etc) and a wide variety of downstream applications, ExoQuick and ExoQuick-TC are effective and proven^{3,4,9} alternatives to ultracentrifugation.

Quick and easy—simple protocol isolates exosomes in as little as 30 minutes

Universal—enables exosome isolation from all biofluids tested to-date

Broadly usable—isolated exosomes perform well in a variety of downstream applications, including miRNA profiling, NGS, and mass spec analysis

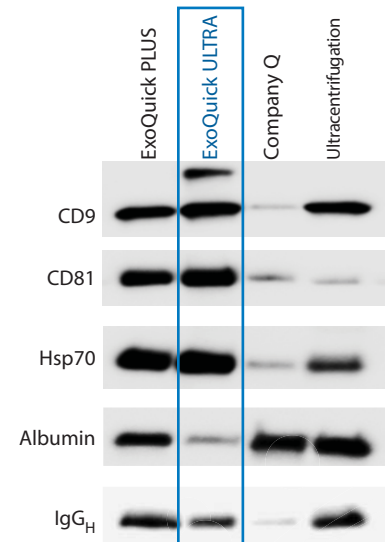
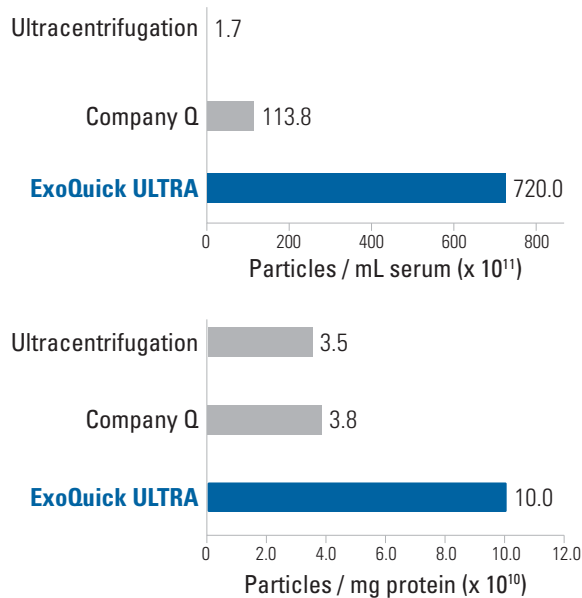
Functional—isolated exosomes are intact and bioactive for functional studies and engineering

 Exosomal and Non-Exosomal Transport of Extra-Cellular microRNAs in Follicular Fluid: Implications for Bovine Oocyte Developmental Competence. Sohel, M. M. H. et al. PLoS ONE 8, (2013). PMID: PMC3817212

ExoQuick ULTRA

Drawing upon years of exosome experience, the SBI team has pushed ExoQuick extracellular vesicle isolation technology to new peaks of performance with ExoQuick ULTRA for Serum and Plasma and ExoQuick-TC ULTRA for Tissue Culture Media and other biofluids. While many EV isolation methods require a choice between high yields, easy protocols, clean preps, and low costs, ExoQuick ULTRA is able to deliver on all fronts for trade-off free EV preparation.

- Even cleaner—reduces carry-over of albumins and immunoglobulins compared to ultracentrifugation
- Higher yields— isolate more EVs per normalized input volume than UC and other kits
- Better biomarker detection—see what you've been missing when you increase the sensitivity of EV biomarker detection
- Fast—requires < 20-minutes of hands-on time
- Cost-effective—save money with each reaction compared to using competitor kits



⚡ Fluorescent nanoparticle tracking analysis demonstrates the high EV yields delivered by ExoQuick ULTRA compared to UC. Comparison of different isolation methods on EV yields by both volume of input serum (per mL, top panel) and amount of isolated protein (per mg as measured by fluorometric Qubit protein assay, bottom panel).

⚡ ExoQuick ULTRA delivers high yields of clean exosomes from serum. Western blot shows that the ExoQuick ULTRA prep contains the highest levels of exosome-specific markers CD9, CD81, and Hsp70 and the lowest level of total carryover protein.

🔍 VALIDATION DATA

Find additional validation data and references using ExoQuick ULTRA—visit systembio.com/exoquick-ultra

📖 Biochemical and biologic characterization of exosomes and microvesicles as facilitators of HIV-1 infection in macrophages. Kadiu, I. et al. *J Immunol.* 2012 Jul 15; 189(2):744-54. PMID: PMC3786185

📌 CONSIDER THIS

With just 100 µl plasma, ascites fluid, or serum, you can isolate exosomes from small animal models for biomarker analysis.

Kits ExoQuick™ et réactifs associés

Kits d'enrichissement et de purification des exosomes - A partir de sérum/plasma

Application	Volume d'échantillon	Référence	Désignation	Conditionnement
Enrichissement Pour qRT-PCR, RNA-seq	A partir de 250 µl	EXOQ20A-1	ExoQuick exosome precipitation solution (20 ml)	300 rxns
		EXOQ5A-1	ExoQuick exosome precipitation solution (5 ml)	75 rxns
		EXOQ5TM-1	ExoQuick Plasma prep and Exosome precipitation kit (5 ml ExoQuick plus 500 ul Thrombin at 500U/mL)	75 rxns
Pureté* Pour la spectrométrie de masse, le marquage d'exosomes, WB de marqueurs peu abondants	A partir de 250 µl	EQULTRA-20A-1	ExoQuick ULTRA EV Isolation Kit for Serum and Plasma	20 rxns
	250 µl - 500 µl	SSEC008A-SAM**	SmartSEC HT EV Isolation System (for Serum & Plasma) - Trial Size	8 rxns (96 wells-plate)
	250 µl - 500 µl	SSEC096A-1	SmartSEC HT EV Isolation System (for Serum & Plasma)	96 rxns (96 wells-plate)
	10 µl - 100 µl	SSEC100A-1	SmartSEC Mini EV Isolation System	10 rxns
	100 µl - 250 µl	SSEC200A-1	SmartSEC Single EV Isolation System	10 rxns

Kits d'enrichissement et de purification des exosomes - A partir de surnageants de culture et fluides biologiques

Application	Volume d'échantillon	Référence	Désignation	Conditionnement
Enrichissement Pour qRT-PCR, RNA-seq	A partir de 5 ml	EXOTC10A-1	ExoQuick-TC for Tissue Culture Media and Urine (10ml)	10 rxns
		EXOTC50A-1	ExoQuick-TC for Tissue Culture Media and Urine (50ml)	50 rxns
Pureté* Pour la spectrométrie de masse, le marquage d'exosomes, WB de marqueurs peu abondants	A partir de 5 ml	EQULTRA-20TC-1	ExoQuick-TC ULTRA EV Isolation Kit for Tissue Culture Media	20 rxns
	1,5 ml	EXOU100A-1	Exo-Urine EV Isolation Kit	10 rxns
	10 µl - 100 µl	SSEC100A-1	SmartSEC Mini EV Isolation System***	10 rxns
	4 ml	SSEC200A-1	SmartSEC Single EV Isolation System***	10 rxns

*** kit non validé pour les surnageants de culture cellulaire de cellules mammifères

Produits complémentaires

Sérum dépleté en exosomes	Complément d'ExoQuick™ -TC	EXO-FBS-250A-1	Exosome-depleted FBS Media Supplement - USA Certified	250 ml
		EXO-FBS-50A-1	Exosome-depleted FBS Media Supplement - USA Certified	50 ml
		EXO-FBSHI-250A-1	Exosome-depleted FBS Media Supplement Heat Inactivated - USA Certified	250 ml
		EXO-FBSHI-50A-1	Exosome-depleted FBS Media Supplement Heat Inactivated - USA Certified	50 ml
Quantification d'exosomes en ELISA	Kit ultra-sensible : 1-200 µg de protéines	EXEL-ULTRA-CD63-1	ExoELISA-ULTRA Complete Kit (CD63 detection)	96 rxns
		EXEL-ULTRA-CD81-1	ExoELISA-ULTRA Complete Kit (CD81 detection)	96 rxns
		EXEL-ULTRA-CD9-1	ExoELISA-ULTRA Complete Kit (CD9 detection)	96 rxns
Purification d'ARN à partir d'exosomes	Rendement élevé Protocole en 30 min	EVERY100B-1	EVERYRNA EV RNA Purification Kit	20 preps

*Pureté :
- Présence des marqueurs spécifiques des exosomes CD9, CD81, Hsp70
- Protéines contaminantes, albumine et IgG en quantité très faible

**kit d'essai : 1 kit par laboratoire

Liste complète des produits ExoQuick